

BRF MMIC Innovator

www.berex.com

[Classification] Application Note

[Date] 2013.03

[Revision No.] Rev.A

[Measuring Instruments]

- NA_Agilent 8753ES

- SA_Agilent E4404B

- SG_Agilent 4438C

- SG_IFR 3416

Wide Band Medium Power Amp BT09AG

Application Note



Contents

RF MMIC INNOVATOR WWW.BEREX.COM 1

1. 2600MHZ APPLICATION 3

1.1 2600MHZ TEST RESULT(S-PARAMETER, OIP3, P1, NF) 4

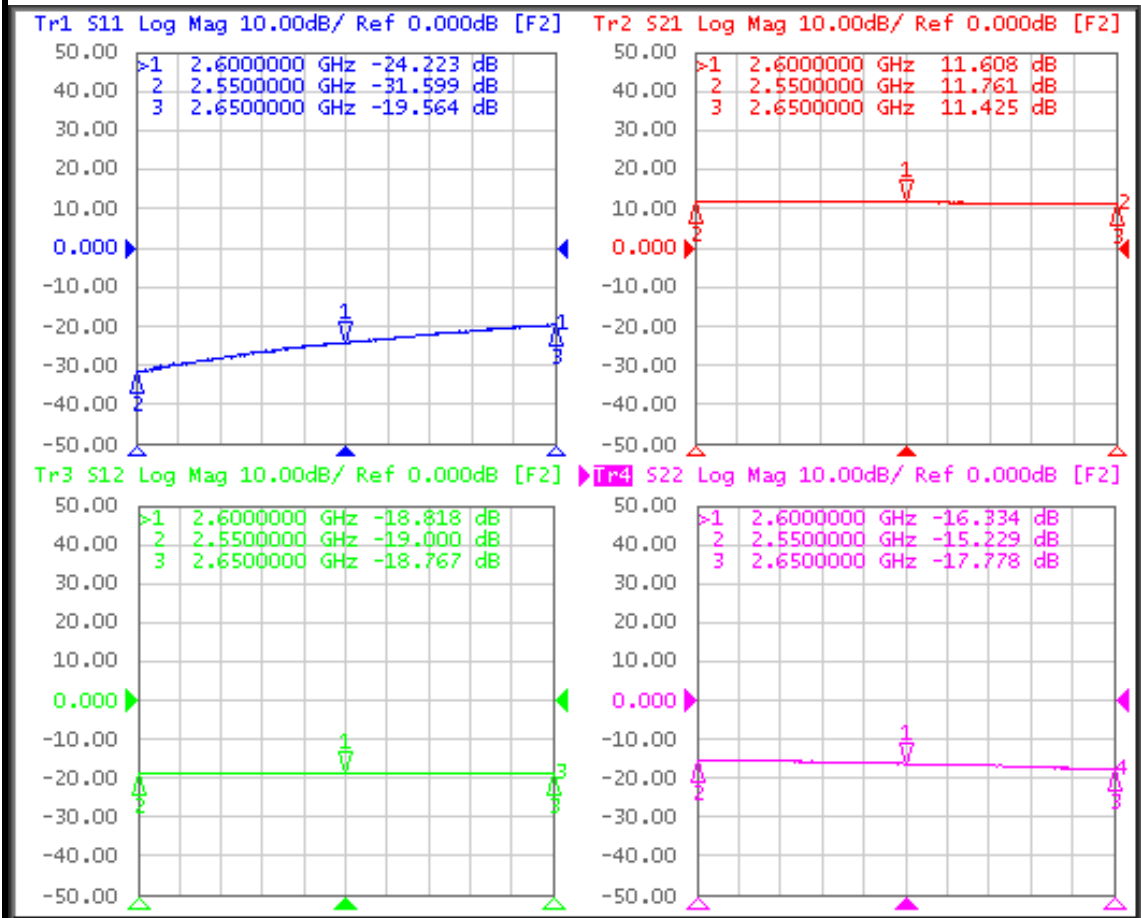
1-1 2600MHZ WCDMA 4FA_ ACLR TEST RESULT 5

1-2 2600MHZ LTE_20MHZ_ACLR TEST RESULT 6

1.1 BT09AG_2600MHz Test Result

SN	Freq [MHz]	Vcc [V]	Icc [mA]	Gain [dB]	OIP3 [dBm] ⁽¹⁾	P1dB [dBm]	IRL [dB]	ORL [dB]	NF [dB]
-	2600	5	151	11.6	42.2	26.2	-24.2	-16.3	4.4

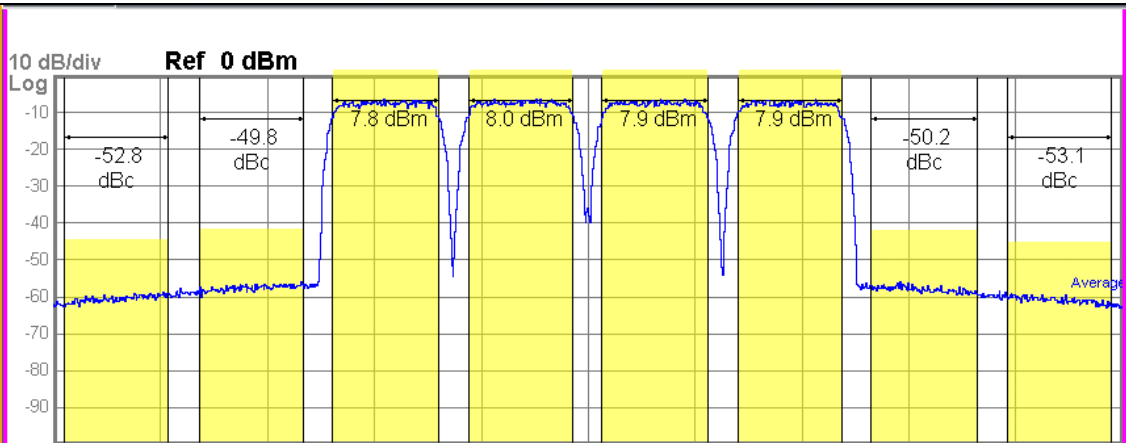
(1) OIP3_tested @Pout=14dBm/tone 1MHz offset



1-1. WCDMA 4FA_ ACLR Test Result

Out Power : 13.94 dBm

WCDMA 4FA : 2600 -50dBc



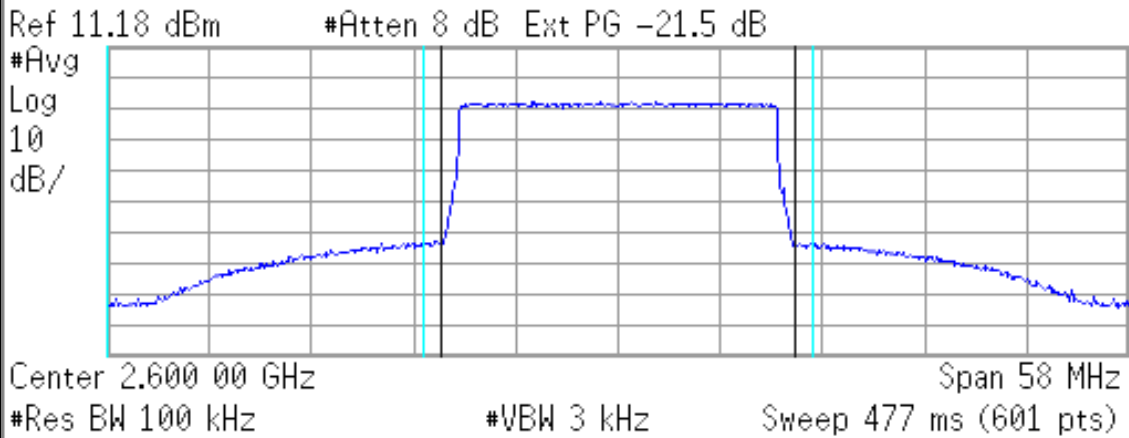
Center 2.6 GHz #Res BW 100 kHz #VBW 300 kHz Span 39.68 MHz #Sweep 29 ms

Carrier Power		Filter	Offset Freq	Integ BW	Lower		Upper		Filter
					dBc	dBm	dBc	dBm	
1	7.812 dBm / 3.840 MHz	ON	5.000 MHz	3.840 MHz	-49.82	-41.89	-50.23	-42.30	ON
2	8.028 dBm / 3.840 MHz	OFF	10.00 MHz	3.840 MHz	-52.77	-44.85	-53.13	-45.21	ON
3	7.924 dBm / 3.840 MHz	OFF							
4	7.891 dBm / 3.840 MHz	OFF							

1-2. LTE_20MHz_ACLR Test Result

Out Power : 14.77 dBm

LTE_FDD_20MHz_TM 3p1_100 : 2600 -50dBc



RMS Results	Freq Offset	Ref BW	dBc	Lower dBm	dBc	Upper dBm
Carrier Power	20.00 MHz	18.00 MHz	-50.00	-35.31	-50.33	-35.55
14.77 dBm /						
20.0000 MHz						